



19" Rackmount HD SDI Monitor



HD-9150

User Guide
V1.001

INDEX

1. Electrical Specification.....	01
2. On Screen Control Function.....	03
3. Menu Functions	04
4. Rear view of connectors.....	07
5. Tally Control	07
6. Mechanical Dimension.....	08

1. Specification

Input	1 x HDMI	HDMI
	1 x D-SUB	VGA IN
	1 x BNC	HD/SD SDI Auto-switch
	3 x BNC	YPbPr
	2 x RCA	Analog Input
	1 x Mini-Din	S-Video
	1 x D-SUB(9 pin)	Tally Input
	2 x RCA	Audio Input
Output	1 x BNC	SDI Channel (Active Through Out)
Input Signal	Analog	Composite (CVBS) / S-Video 0.8Vpp
	SD-SDI	270Mbps, 525i (60/ 59.94) / 625i (50)
	HD-SDI	1080P/30Hz, 1080P/29.97Hz,
		1080P/25Hz,1080P/24Hz, 1080P/23.98Hz
		1080i/60Hz, 1080i/59.94Hz, 1080i/50Hz
		1035i/60Hz,1035i/59.94Hz
		720P/60Hz, 720P/59.94Hz, 720P/50Hz
		720*525i/60Hz,720*525i/59.94Hz, 720*625i
	VGA	640 X 350 (70/ 85)
		720 X 350 (70/ 85)
		640 X 400 (56/ 70/ 85)
		720 X 400 (70/ 85)
		640 X 480 (60/ 66/ 72/ 75/ 85)
		800 X 600 (56/ 60/ 70/ 72 / 75/ 85)
		1024 X 768 (60/ 70/ 72/ 75/ 85)

LCD	Size	15"
	Display Area	304 x 228 mm
	Resolution	1024 x 768 (4:3)
	Dot Pitch	0.297 mm
	Color	16M colors
	Luminance of White	450cd/m ²
	Contrast	500:1
	Response time	16 msec
	Viewing Angle (Typical)	H: 130 degrees ; V: 100 degrees
Power	AC 100 - 240V (50 / 60Hz)	
Power Consumption (Approx.)	36 Watts	
Operating Temperature	0 °C to 50 °C	
Storage Temperature	-10 °C to 60 °C	
Dimensions (W x H x D)	484 x 310.3 x 87.65 mm (7U)	
Accessory	Power supply /AC Power Cord	
Gross Weight	6.5Kg + 500 g	

2. On Screen Control Function



1. Power On/Off button: When you push this button, it will Power On or Off of LCD.
2. “△” Video format adjustment : 1:1/4:3/16:9 3 modes for user selection.
3. “▽” H/V delay: 3 H/V delay mode for user selection.
4. “◁ ▷” Volume: change audio value.
5. MENU: Show function menu list, when you push this key.

3. Menu Functions



Brightness

Adjust the brightness of screen.

Adjustment range 0~100.

Contrast

Adjust the contrast of screen.

Adjustment range 0~100.

Sharpness

Adjust the Sharpness of screen :

Adjustment range 0~100.

Color

Adjust the Color of screen :

Adjustment range 0~100.

Tint

Adjust the tint of screen.

Adjustment range 0~100.

Black Extension



Aspect Ratio

3 video mode 4:3/1:1 and 16:9 for user selection.

Blue Key

Blue Key for adjustment color bar signal.

Sync Delay(H/V delay)

3 sync delay for user check signals.



Language: English/French/German/Portugal 4 language for user selection.

Blue Screen

Blue Key for adjustment color bar signal.

Color Mode: 3 color mode for user selection.

USER R

USER G

USER B

Load Default: Save your personal setting and exit to menu mode

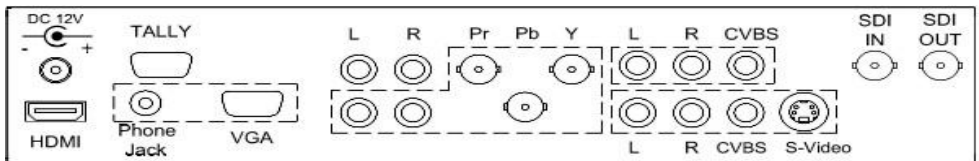


Backlight
Sleep
No TV Signal OFF
No Signal OFF
No Operation OFF




Balance
Bass
Treble
Super Bass

4. Rear View of connectors

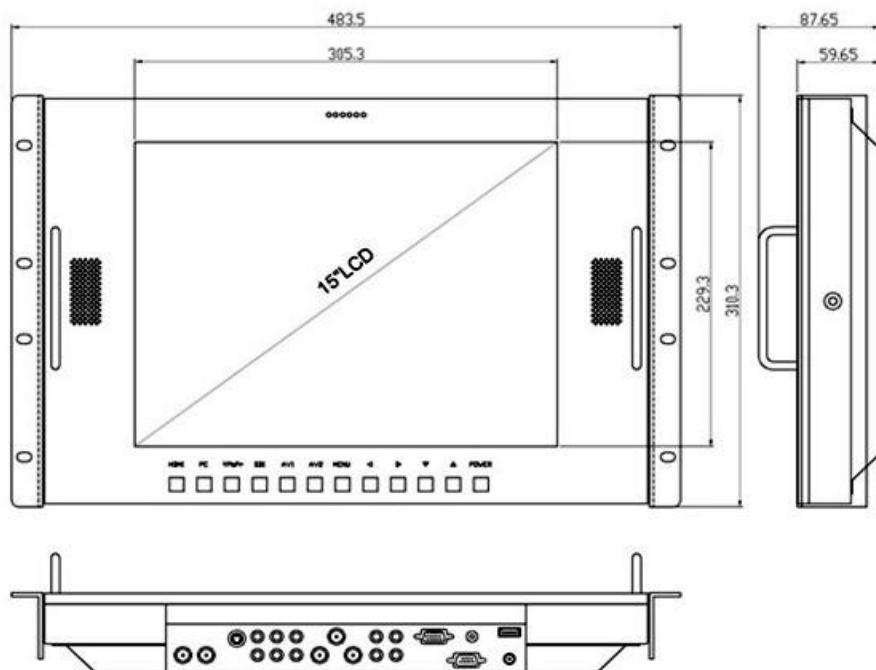


6. Tally Control Pin define



Please use Dub 9 pin cable as above Pin 1 and Pin 6 circuit.

1. Mechanical Dimension



Unit : mm