Righton
http//www.rightontw.com
http//www.righton.com.tw

3G/HD/SD SDI Up Down scaler Converter



UDC-110

User Guide

V1.001

INDEX

1. Introduction……..01

2. Electrical Specification……02

3. On Screen Control Function……04

4. Installation……06

5. Mechanical Dimension…..……...08

Introduction

The **UDC-110** is a high performance scaler converter for 3G/HD SDI. It up or down incoming video to PC, HDMI, HD or SD SDI and up to 8 channels of audio. Resolution scaled up to 1080P, 1366x768 and 2K.

All the functions can be controlled via the front panel buttons. Green LED light indicates output resolutions. Plug and play, user easy to control it.

Features

- 3G-SDI (SMPTE 424M/425M, 3.3 Gb/s)
- HD-SDI (SMPTE 292M, 1.485Gb/s)
- SDI (SMPTE 259M, 360Mb/s)
- Integrated Audio Embedded for up to 8 channels of 48kHz audio
- Incoming Resolution Auto-Detected
- Transmit SDI to SDI or SDI to DVI-D/HDMI
- Hotkey direct to select HDMI, DVI-D and SDI Video Output Resolutions
- Hotkey direct to select Audio Output Channels
- HDMI : (Ver 1.3)

How it work

Connect the **UDC-110** SDI input, the unit will transmit 3G/HD/SD SDI Sources to SDI, DVI-D and HDMI compatible formats. Select the Output formats on SDI, DVI-D and HDMI Hotkeys.

Specification

• Supportive SDI Input

	Input Source	Screen Display
3G-A	1080P@60Hz	1920X1080P 60
	1080P@59.94Hz	1920X1080P 60
	1080P@50Hz	1920X1080P 50
HD	1080P@30Hz	1920X1080P 30
	1080P@29.97Hz	1920X1080P 30
	1080P@25Hz	1920X1080P 25
	1080P@24Hz	1920X1080P 24
	1080P@23.98Hz	1920X1080P 24
	1080sf@30Hz	1920X1080I 60
	1080sf@29.97Hz	1920X1080I 60
	1080sF@25Hz	1920X1080I 50
	1080I@60Hz	1920X1080I 60
	1080I@59.94Hz	1920X1080I 60
	1080I@50Hz	1920X1080I 50
	720P@60Hz	1280X720P 60
	720P@59.94Hz	1280X720P 60
	720P@50Hz	1280X720P 50
SD	625I@50Hz	720X576I 50
	525I@59.94Hz	720X480I 60

• Supportive SDI Output

3G-A	1920*1080P@60Hz
	1920*1080P@50Hz
HD	1920*1080P@30Hz
	1920*1080I@60Hz
	1920*1080I@50Hz
	1280*720P@60Hz
	1280*720P@50Hz
SD	480I
	576I

• Supportive HDMI Output

3G-A	1920*1080P@60Hz
	1920*1080P@50Hz
HD	1920*1080P@30Hz
	1920*1080I@60Hz
	1920*1080I@50Hz
	1280*720P@60Hz
	1280*720P@50Hz
SD	480I
	576I

• Supportive SDI Output

3G-A	1920*1080P@60Hz
	1920*1080P@50Hz
HD	1920*1080P@30Hz
	1920*1080I@60Hz
	1920*1080I@50Hz
	1280*720P@60Hz
	1280*720P@50Hz
SD	480I
	576I
PC	1366*768@60Hz
	1280*1024@60Hz
	1024*768@60Hz
	800*600@60Hz
	640*480@60Hz

- 1 x SDI Input and 1 x SDI Active Though Out, Input Resolutions: 480I to 1080P@60Hz
- 2 x SDI Output
- 1 x DVI-D/HDMI Output (alternative)
- 2 x RCA Audio L/R Output
- Power: DC 12V@2A
- Dimension: 220 x 104 x 43.5 mm
- Weight: 0.6 Kg
- Operating Temperature: 5 ℃ ~ +60 ℃
- Storage Temperature: 0 ℃ ~ +70 ℃
- Accessories Included: 1 x Power Supply
  2 x 19” Rack Mount Ears
  4 x Rubber Stands

On Screen Control Function

Front Panel



1. **HDMI Hotkey**

   Select HDMI Output formats

2. **DVI-D Hotkey**

   Select DVI-D Output formats

3. **SDI Hotkey**

   Select SDI Output formats

4. **SDI/DVI-D/HDMI Outputs LED Indicators**

   The LED will become active when the Outputs formats selected

5. **Audio Hotkey**

   Select Analogue Audio Output channels, support 8 channel selections. (CH1~CH4)

6. **Audio Output LED Indicators**

   The LED will become active when the Analogue Audio Output Channels selected

Real Panel



7. SDI IN

The Input will accept a 3G/HD/SD SDI input source

8. SDI LOOPOUT

The Output will loop through SDI IN video source

9. DVI/HDMI OUT

The Output will accept and Scaler Up/Down the DVI-D Source. Also can use DVI-D to HDMI Connector or Cable transfer the Source to HDMI source. (DVI-D source without the audio, HDMI source with embedded audio)

10. SDI Out

The Output will accept and Scaler Up/Down a SDI source

11. Audio Output L/R

The Output will accept the analog L/R audio source

12. DV 12V

Locking 12V DC Power supply

13. Power Switch

The switch ON/OFF will control the power.

Installation

Stand Alone

Install Rubber Stands to Mounting Holes



Rubber Stand

Bottom Panel

Rubber Stands locked into Bottom Panel



Stand Alone UDC-110

Rack Mount

Install Rack Mount Ears to Mounting Holes



Rack Mount Ear Side Panel



Rack Mount Ears locked into Side Panel

19” Rack Mount UDC-110
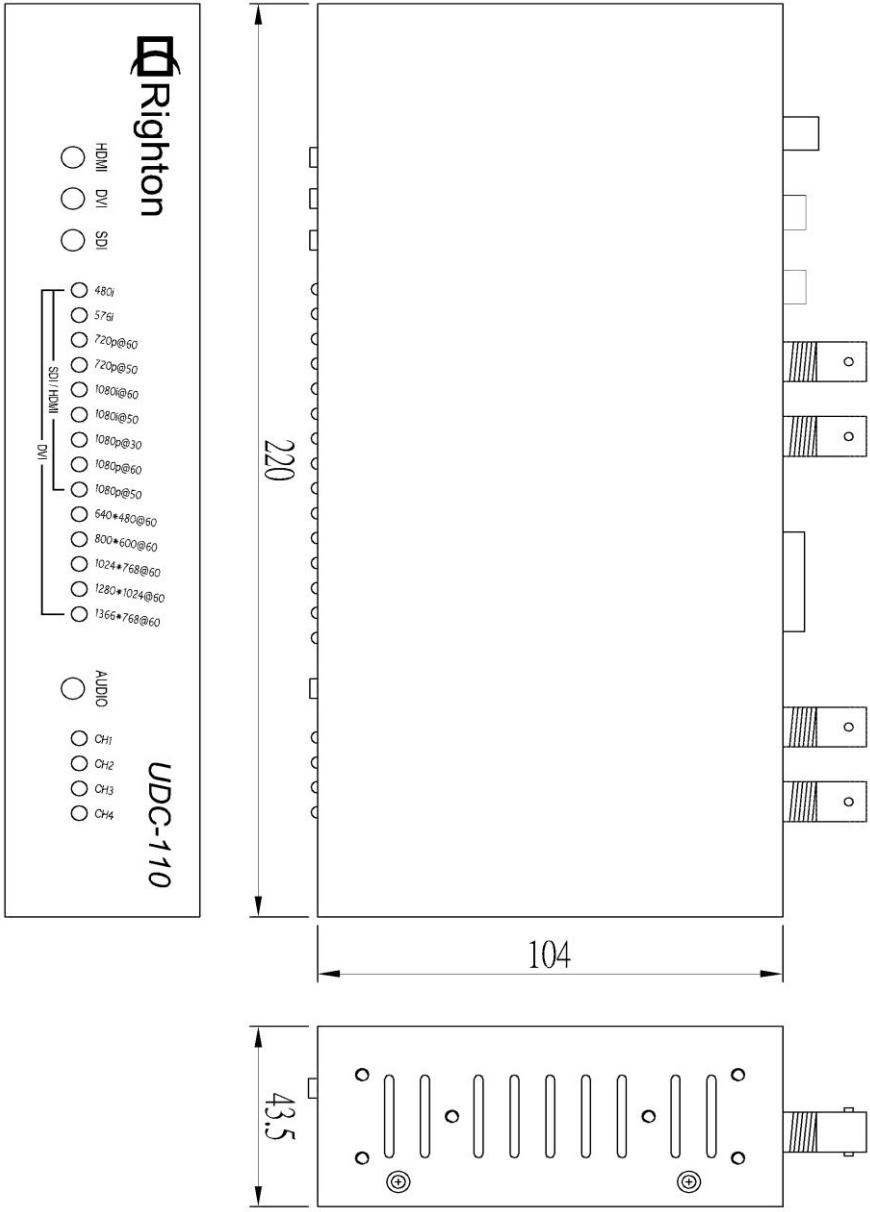
Mechanical Dimension