



## SSF/SSH3705-Y

### 37" TFT LCD, 1000 nits LED Backlight, 1920x540 ultra wide aspect ratio 16:4.5

The SSF/SSH3705-Y is a 37 inch color TFT-LCD display with special aspect ratio 16:4.5 and wide resolution 1920 x 540. It is Litemax's Spanpixel series product which designed for high brightness 1000 nits with power efficiency LED backlight. It provides LCD panel with specific aspect ratios and sunlight readable for digital signage, public transportation, exhibition hall, department store, and vending machine.

#### Key Features

- Ultra Wide Screen 16:4.5
- High Brightness 1000 nits
- Sunlight Readable
- LED Backlight
- Low Power Consumption
- LCD Blackening Defect Free(Hi-Tni 110 °C)
- BL MTBF: 100,000 hours



### Specifications

Model Name	SSF/SSH3705-Y
Description	37" TFT LCD, 1000nits LED Backlight, 1920x540
Screen Size	37"
Display Area (mm)	904.32(H) x 254.34(V)
Brightness	1000 cd/m <sup>2</sup>
Resolution	1920x540
Aspect Ratio	16:4.5
Contrast Ratio	5600 : 1
Pixel Pitch (mm)	0.47(H) x 0.47 (V)
Pixel Pre Inch (PPI)	54
Viewing Angle	178°(H),178°(V)
Color Saturation (NTSC)	85%
Display Colors	16.7M
Response Time (Typical)	8ms
Panel Interface	LVDS
Input Interface	DVI-I, HDMI, DP
Input Power	DC12V
Power Consumption	71W(77W with AD Board)
OSD Key	4 Keys (Power Switch, Menu, +, -)
OSD Control	Brightness, Color, Contrast, Auto Turing, H/V Position...etc
Dimensions (mm)	923.3x 277.1x 30.05
Bezel Size(U/B/L/R)	11.38/11.38/9.49/9.49 mm
Weight (Net)	4.7Kg
Operating Temperature	0 °C ~ 50 °C
Storage Temperature	-20 °C ~ 60 °C

SSF= Panel + LED Driving Board

SSH= Panel + LED Driving Board + AD Control Board

Specifications are subject to change without notice.  
All brands or product names are trademarks or registered trademarks of their respective companies.



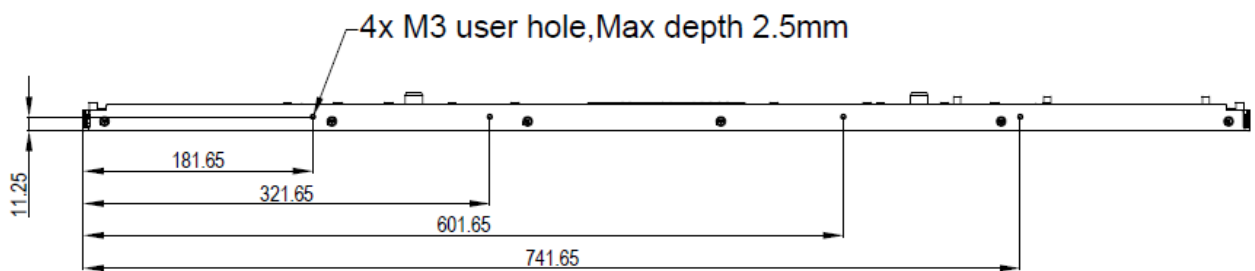
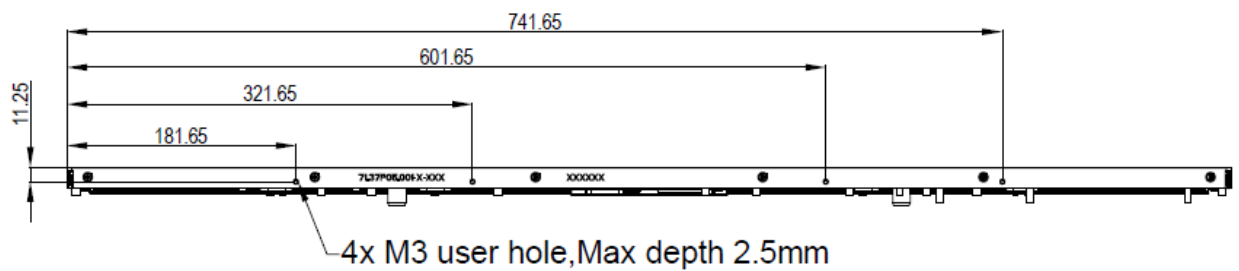
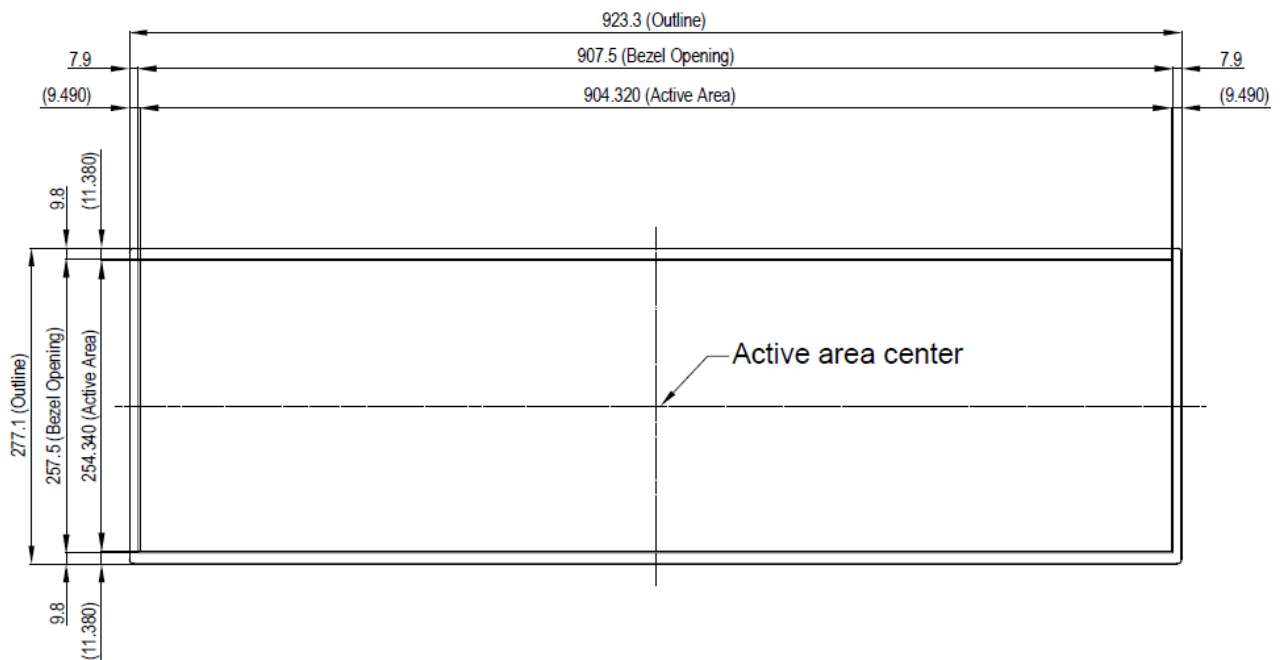
## Mechanical Drawing

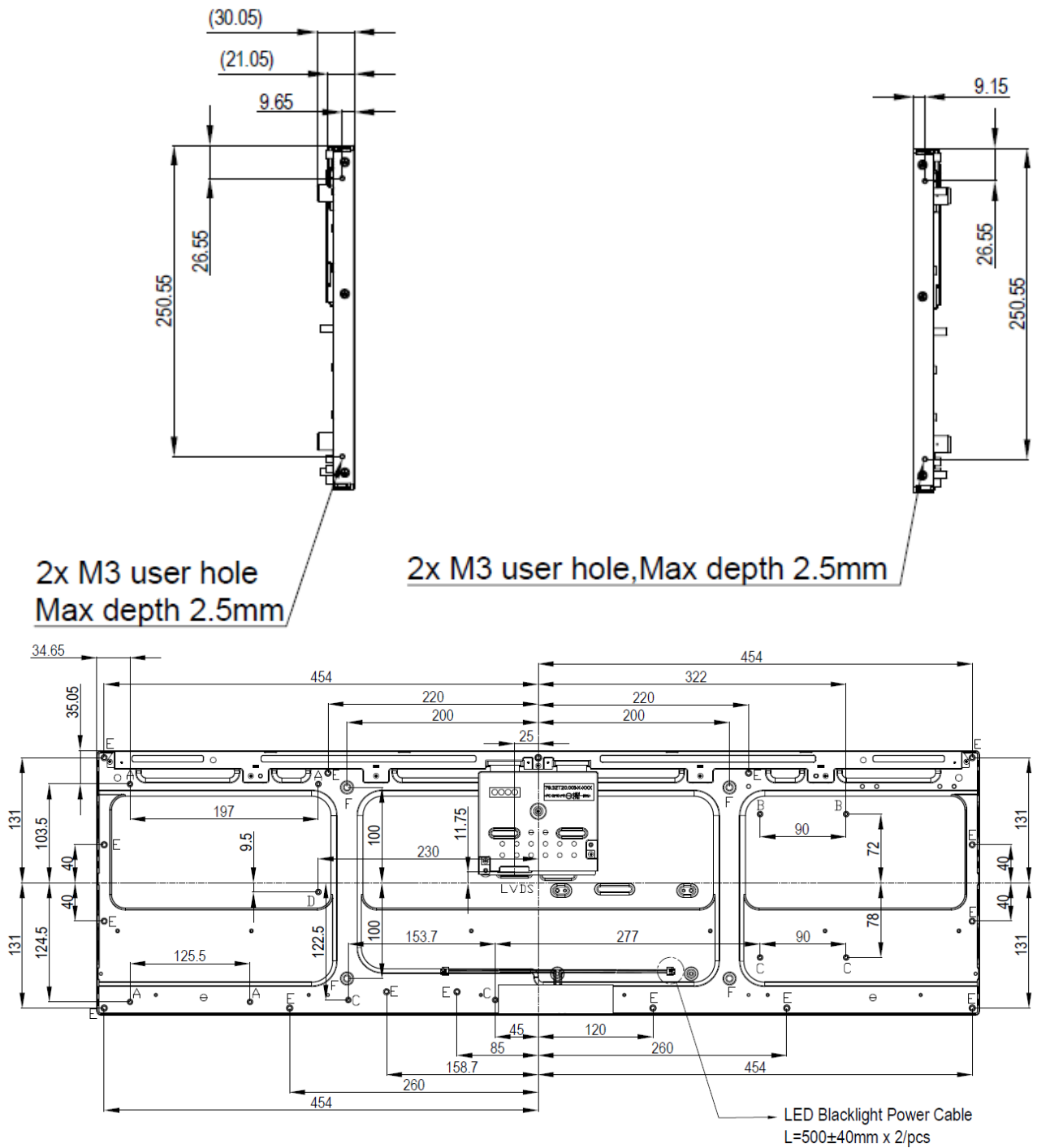
### Outline Dimensions

Unit:mm

Not

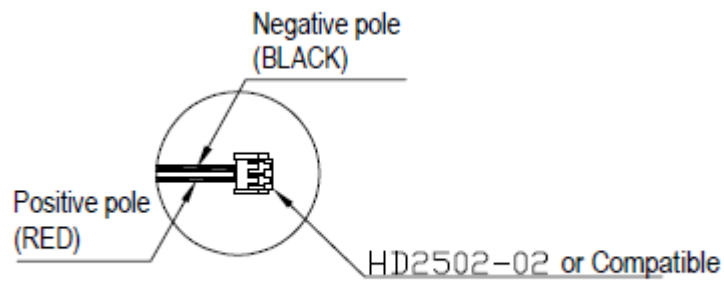
1.Tolerance is  $\pm 1.0\text{mm}$  unless noted





**Not**

- A:M3 USER HOLE SCREW TORQUE 5.0 kgf- cm MAX , HOLE Depth 9.0mm Max.
- B:M3 USER HOLE SCREW TORQUE 5.0 kgf- cm MAX , HOLE Depth 6.0mm Max.
- C:M3 USER HOLE SCREW TORQUE 5.0 kgf- cm MAX , HOLE Depth 4.0mm Max.
- D:M3 USER HOLE SCREW TORQUE 5.0 kgf- cm MAX , HOLE Depth 9.5mm Max.
- E:M4 USER HOLE SCREW TORQUE 5.0 kgf- cm MAX , HOLE Depth 5.0mm Max.
- F:M6 USER HOLE SCREW TORQUE 5.0 kgf- cm MAX , HOLE Depth 12mm Max.



**Connector View**

**Ordering Information**

Part Number	Description
SSF3705-YNN-A21	37",1000nits,1920*540,HTni,LID37C,V3
SSH3705-YNN-Q21	37",1000nits,1920*540,HTni,LID37C,AD8891DHP,DC12V,5in1,V3

**Optional Accessories**

Part Number	Description
840612111202	ADAPTER,12V,10A,120W,G99-ABU120F-N001,POWER DIN,Efficency-level-6,R
810618301010	CABLE,POWER,AC,1830mm USA type
810618301090	CABLE,POWER,AC,1830mm Europe type
810618301050	CABLE,POWER,AC,1830mm UK type
810618301170	CABLE,POWER,AC,1830mm Australia type
810618301031	CABLE,POWER,AC,1830mm Japan type

**Customer request**

Touch	SCT (Single-Touch), PCT (Multi-Touch)
Glass	Tempered glass, AR coating.....